

**LONG
LIFE
TECH**

Prestazioni

Tensione (V)	12V
Capacità (Ah)	40Ah
Corrente EN(A)	300A


Monoblocco

Base	B00
Polarità	DX
Coperchio	MF

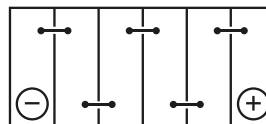
Dimensioni

Lunghezza (mm)	187
Profondità (mm)	127
Altezza (mm)	223
Peso (kg)	9,95

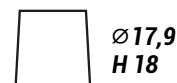
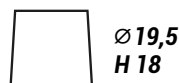
Fissaggio

B00

Schema di collegamento

0

Tipologia dei terminali

1

POS.



NEG.